

Payment instructions

This is the final step to secure your place on the Online Short Course for Vocal Production! Take the following steps to complete registration.

Step 1 Go to our payment gateway

Use this link <https://www.bimm.ac.uk/fees-finance/pay/>

- 1.1. Read the information about paying using flywire
- 1.2. Then select 'PAY NOW WITH FLYWIRE'




Pay your tuition fees online

You can use **Flywire**, our preferred payment partner, to pay your deposit or tuition fees online.

Flywire enables you to make payments easily and securely in your own currency using a variety of local payment methods including online banking, bank transfers, cards, and e-wallets. The available payment methods depend on the country you are paying from. You will be redirected to the Flywire portal where you will be presented with the options available and the corresponding amounts due in your local or preferred currency. Once your payment is approved, you will be able to print a receipt.

Flywire allows you to:

- Pay from almost any country and any bank
- Avoid unexpected bank fees and ensure the best exchange rate for bank transfers with Flywire's [Best Price Guarantee](#)
- Track your payments from start to finish
- Access dedicated multilingual customer support.





Step 2 Payment Option

Select 'BIMM – London, Brighton, Manchester, Bristol, Birmingham or BIMM PRO' option to 'START YOUR PAYMENT'



Welcome to the Payment Portal for BIMM

Please select the location of where you will be studying. Choosing the incorrect location will delay your payment:

	BIMM - London, Brighton, Manchester, Bristol, Birmingham or BIMM PRO	START YOUR PAYMENT
	BIMM - Dublin, Berlin or Hamburg	START YOUR PAYMENT



Step 3 Payment amount and country

3.1 Select the country the payment will come from. You can select any country.

3.2 Enter the amount for the Online Short Course in Vocal Production (£499).



Help

1. Payment Info

2. Payment method

3. Payer Info

4. Info for the receiver

5. Review & Confirm

Your payment

The payment will come from

BIMM GBP receives

Country or region *
United States



£	Amount * 499.00
---	--------------------


Amount will be formatted in the destination currency, in this case British Pounds. i.e. 10,000.00 for ten thousand GBP.


NEXT →


Step 4 Payment method


Select your preferred payment method. Your options will vary depending on the country you will be making the payment from. Below is an extract for illustration converting to US Dollars. Conversions vary according to the daily exchange rate and your currency.
Select your preferred payment method



 **Best Price Guaranteed** Subject to terms and conditions 


 Bank Transfer in US Dollars (USD)
\$645.00 [SELECT](#)


[Important info](#) 

 Google Pay in USD
\$664.00 [SELECT](#)

 Debit/Credit in USD
\$664.00 [SELECT](#)

Supports:  

 Apple Pay in USD
\$664.00 [SELECT](#)

[Important info](#) 

Step 6 Participant information

Enter the information in relation to the person that will be taking the course. The name, email and date of birth should match the information that was entered on your registration form.

Please remember to enter these options as shown

- the Applicant ID/Student ID: **0000000**
- The place of study: **BIMM PRO**

Information for BIMM GBP

(*) required field

Student Information

Applicant ID / Student ID * 0000000	First Name * Joe
Middle Name c	Last Name * Bloggs
Date of Birth 11/03/1997	Email Address * JoeBloggs@gmail.com

MM/DD/YYYY

Where are you studying?
BIMM PRO ▼

← PREVIOUS

NEXT →

Step 7 Review and confirm payment information

The final page summarises all the details. Please ensure all the information is correct.

Once you check ALL THE DETAILS ARE CORRECT press 'NEXT'

Step 8 Complete your payment

Depending on the method of payment you chose this step will present the relevant instructions.

Help with your payment

For questions relating to Flywire please contact support@flywire.com. You may see their help page: <https://help.flywire.com/hc/en-us>.

Step 9 Confirmation of payment by Flywire

You will receive a confirmation from Flywire to let you know the payment has been sent.

Step 10 Confirmation of course purchased by our BIMM Pro team

You will receive a confirmation by our BIMM Pro team once the funds have arrived and we will confirm you have secured your place on your course. For any questions you can always reach us on: bimmpro@bimm.ac.uk.