



BIMM AUDITION / INTERVIEW GUIDELINES (COMBINED).

TABLE OF CONTENTS

BMus (Hons) Songwriting	3
BA (Hons) Music Production	4
BMus (Hons) Popular Music Performance (PMP)	5
BASS	5
GUITAR	6
DRUMS	7
KEYS	8
VOCALS	10
BA (Hons) PMP & Production	11
BASS	11
GUITAR	13
DRUMS	15
KEYS	17
VOCALS	19
BA (Hons) Songwriting & Production	21
BMus (Hons) PMP & Songwriting	23
BASS	23
GUITAR	25
DRUMS	27
KEYS	29
VOCALS	31
BA (Hons) Music	33
BASS	33
GUITAR	35
DRUMS	37
KEYS	39
VOCALS	41
BA (Hons) Music Business, Events & Media	43
Reading & Notation	44

WHAT TO EXPECT

Interviews last around 40 minutes and are 1-1 with a BIMM assessor either in person at a BIMM campus or online on Zoom. If you opted for a Zoom audition, you will receive your joining link on the day of your audition. You will be asked some questions about yourself and will have the opportunity to ask any questions you may have about the course.

WHAT TO PREPARE

- Please prepare an original song to perform on the day. You can accompany yourself with a live instrument or a backing track. If you are using a backing track, please ensure you were involved in the production process. If the audition is live on the day, there will be contemporary instruments available if needed. If you are performing to a backing track, please ensure you bring it on a suitable device.
- Please bring a recorded Songwriting demo with you on the day. Your demo:
 - Does not have to be mastered
 - Should be different to the song you will perform live in the audition
 - Can be a home demo created in a DAW
 - Can be a live demo recorded and arranged in a studio
- Your performances/demos will be marked on the following:
 - Melody
 - Structure
 - Harmony
 - Lyrics
- You will be asked about your music, lyrics and your composition process. Please don't worry if you feel your theory knowledge is limited - this isn't a test, and it won't affect whether or not you're offered a place on the course.

The purpose of this is simply to help us understand where you're currently at with your music theory, so our team can support you if necessary. We're here to help you feel confident and prepared before you start your course.

You can bring your demo with you on the day on a USB or mobile device, or you can email a link to your demo (e.g. Soundcloud, Youtube, Spotify etc) to submissions@bimm.ac.uk ahead of your audition.

If you have any questions about what to prepare, please email submissions@bimm.ac.uk.

BA (HONS) MUSIC PRODUCTION

4

WHAT TO EXPECT

Interviews last around 40 minutes and are 1-1 with a BIMM assessor either in person at a BIMM campus or online on Zoom. If you opted for a Zoom audition, you will receive your joining link on the day of your audition. You will be asked some questions about yourself and will have the opportunity to ask any questions you may have about the course.

WHAT TO PREPARE

- Please prepare 2 demos that are around 3 minutes long. The demos must have been programmed and mixed by yourself and any recorded elements managed by you (studio collaborations are permitted). Please note, we do not expect your demos to have live recorded performances within them. Your demos can be entirely computer based. Your demos will be marked on:
 - Ability to explain your work
 - Quality of sound selection and design
 - Quality of mix and arrangement
 - Quality of recorded material (if applicable)
 - Quality of sequenced material
- Please come prepared with a track that you find inspiring. Be prepared to discuss the production techniques that you find interesting. The track can be a song, audio from a film, game or TV and should not be an original/your own work.

If your audition is in person, you can bring your demos with you on the day on a USB or mobile device. If your audition is online via Zoom, please email the links to your demos (e.g. Soundcloud, Youtube, Spotify etc) to submissions@bimm.ac.uk ahead of your audition.

If you have any questions about what to prepare, please email submissions@bimm.ac.uk.

BMUS (HONS) POPULAR MUSIC PERFORMANCE BASS

5

WHAT TO EXPECT

Interviews last around 40 minutes and are 1-1 with a BIMM assessor either in person at a BIMM campus or online on Zoom. If you opted for a Zoom audition, you will receive your joining link on the day of your audition. You will be asked some questions about yourself and will have the opportunity to ask any questions you may have about the course.

WHAT TO PREPARE

- Please prepare 2 songs to perform on Bass that are contrasting styles and last around 3 minutes. It can be an original or cover and you can perform solo or to a backing track. If your audition booking is in person, there will be a bass amp and lead for you to use on the day.
- If you are performing to a backing track, please ensure you have this available on the day, or that it is accessible through a web browser, such as YouTube.
- Please prepare to work through the following in the keys of E and A:
 - Major/minor scales
 - Bass line, riff or exercise of your choice
 - Major/minor pentatonic scales
- If the above exercises are demonstrated successfully, your assessor may ask you to demonstrate slap bass technique.
- You'll be asked to work through some light reading and theory exercises (page 44) during your audition. Please don't worry if you feel your theory knowledge is limited - this isn't a test, and it won't affect whether or not you're offered a place on the course.

The purpose of this is simply to help us understand where you're currently at with your music theory, so our team can support you if necessary. We're here to help you feel confident and prepared before you start your course.

If you have any questions about what to prepare, please email submissions@bimm.ac.uk.

BMUS (HONS) POPULAR MUSIC PERFORMANCE GUITAR

6

WHAT TO EXPECT

Interviews last around 40 minutes and are 1-1 with a BIMM assessor either in person at a BIMM campus or online on Zoom. If you opted for a Zoom audition, you will receive your joining link on the day of your audition. You will be asked some questions about yourself and will have the opportunity to ask any questions you may have about the course.

WHAT TO PREPARE

- Please prepare 2 songs to perform on guitar that are contrasting styles and last around 3 minutes. It can be an original or cover and you can perform solo or to a backing track. If your audition booking is in person, there will be a guitar amp and lead for you to use on the day.
- If you are performing to a backing track, please ensure you have this available on the day, or that it is accessible through a web browser, such as YouTube.
- Please prepare to work through the following in the keys of E and A:
 - Major and minor chords in two different positions
 - Major and minor scales
 - Major and minor pentatonic scales
 - Rhythm guitar part/riff of your choice to a metronome
- You'll be asked to work through some light reading and theory exercises (page 44) during your audition. Please don't worry if you feel your theory knowledge is limited - this isn't a test, and it won't affect whether or not you're offered a place on the course.

The purpose of this is simply to help us understand where you're currently at with your music theory, so our team can support you if necessary. We're here to help you feel confident and prepared before you start your course.

If you have any questions about what to prepare, please email submissions@bimm.ac.uk.

BMUS (HONS) POPULAR MUSIC PERFORMANCE DRUMS

7

WHAT TO EXPECT

Interviews last around 40 minutes and are 1-1 with a BIMM assessor either in person at a BIMM campus or online on Zoom. If you opted for a Zoom audition, you will receive your joining link on the day of your audition. You will be asked some questions about yourself and will have the opportunity to ask any questions you may have about the course.

WHAT TO PREPARE

- Please prepare 2 songs to perform on Drums that are contrasting styles and last around 3 minutes. The songs can be original or covers and must be performed to a backing track. The backing track must be a drum-less version but may include a click track. If your audition booking is in person, we will provide you with a drum kit and breakables to use. If your audition is online, please video your performances and send them to submissions@bimm.ac.uk.
- If you are performing to a backing track, please ensure you have this available on the day, or that it is accessible through a web browser, such as YouTube.
- Your assessor will ask you to demonstrate the following exercises:
 - Single stroke roll (16th notes/semiquavers) - 100-160 bpm
 - Double stroke roll (16th notes/semiquavers) - 100-140 bpm
 - Paradiddle (16th notes/semiquavers) - 100-140 bpm
 - Straight pop groove with metronome at 100bpm OR shuffle groove with metronome at 80bpm
- You'll be asked to work through some light reading and theory exercises (page 44) during your audition. Please don't worry if you feel your theory knowledge is limited - this isn't a test, and it won't affect whether or not you're offered a place on the course.

The purpose of this is simply to help us understand where you're currently at with your music theory, so our team can support you if necessary. We're here to help you feel confident and prepared before you start your course.

If you have any questions about what to prepare, please email submissions@bimm.ac.uk.

BMUS (HONS) POPULAR MUSIC PERFORMANCE KEYS

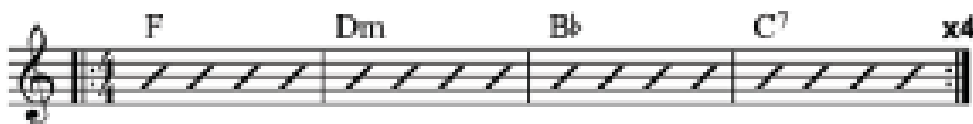
8

WHAT TO EXPECT

Interviews last around 40 minutes and are 1-1 with a BIMM assessor either in person at a BIMM campus or online on Zoom. If you opted for a Zoom audition, you will receive your joining link on the day of your audition. You will be asked some questions about yourself and will have the opportunity to ask any questions you may have about the course.

WHAT TO PREPARE

- Please prepare 2 songs to perform on Keys that are contrasting styles and last around 3 minutes. It can be an original or cover and you can perform solo or to a backing track. If your audition booking is in person, we will have a keyboard available for you on the day. If you'd like to bring your own you are more than welcome to.
- If you are performing to a backing track, please ensure you have this available on the day, or that it is accessible through a web browser, such as YouTube.
- Please prepare to work through the following in the keys of E and A:
 - Major and minor scales
 - Major, minor, major 7th, minor 7th, dominant 7th chords
- Create a keyboard part for the following chord sequence, varying the part with each repeat (using different chord voicing and/or melodic lines):



- You'll be asked to work through some light reading and theory exercises (page 44) during your audition. Please don't worry if you feel your theory knowledge is limited - this isn't a test, and it won't affect whether or not you're offered a place on the course.

The purpose of this is simply to help us understand where you're currently at with your music theory, so our team can support you if necessary. We're here to help you feel confident and prepared before you start your course.

If you have any questions about what to prepare, please email submissions@bimm.ac.uk.

BMUS (HONS) POPULAR MUSIC PERFORMANCE VOCALS

10

WHAT TO EXPECT

Interviews last around 40 minutes and are 1-1 with a BIMM assessor either in person at a BIMM campus or online on Zoom. If you opted for a Zoom audition, you will receive your joining link on the day of your audition. You will be asked some questions about yourself and will have the opportunity to ask any questions you may have about the course.

WHAT TO PREPARE

- Please prepare two songs to perform vocally that you feel comfortable with. The songs must be contrasting styles e.g. pop, jazz, blues, soul, punk, rock. Please prepare a verse and a chorus and you can either perform to a backing track or accompany yourself.
- If you are performing to a backing track, please ensure you bring this with you, or that it is available through a web browser, such as YouTube.
- Please prepare to work through some technical exercises during the audition such as:
 - Major/minor scales
 - Intervals within one octave
 - Ability to harmonise
- You'll be asked to work through some light reading and theory exercises (page 44) during your audition. Please don't worry if you feel your theory knowledge is limited - this isn't a test, and it won't affect whether or not you're offered a place on the course.

The purpose of this is simply to help us understand where you're currently at with your music theory, so our team can support you if necessary. We're here to help you feel confident and prepared before you start your course.

If you have any questions about what to prepare, please email submissions@bimm.ac.uk.

BA (HONS) PMP & PRODUCTION

BASS

11

WHAT TO EXPECT

Interviews last around 40 minutes and are 1-1 with a BIMM assessor either in person at a BIMM campus or online on Zoom. If you opted for a Zoom audition, you will receive your joining link on the day of your audition. You will be asked some questions about yourself and will have the opportunity to ask any questions you may have about the course.

WHAT TO PREPARE

PERFORMANCE

- Please prepare one song to perform on Bass that last around 3 minutes. It can be an original or a cover and you can perform solo or to a backing track. If your audition booking is in person, there will be a bass amp and lead for you to use on the day.
- If you are performing to a backing track, please ensure you have this available on the day, or that it is accessible through a web browser, such as YouTube.
- Please prepare to work through the following in the keys of E and A:
 - Major/minor scales
 - Bass line, riff or exercise of your choice
 - Major/minor pentatonic scales
- If the above exercises are demonstrated successfully, your assessor may ask you to demonstrate slap bass technique.
- You'll be asked to work through some light reading and theory exercises (page 44) during your audition. Please don't worry if you feel your theory knowledge is limited - this isn't a test, and it won't affect whether or not you're offered a place on the course.

The purpose of this is simply to help us understand where you're currently at with your music theory, so our team can support you if necessary. We're here to help you feel confident and prepared before you start your course.

WHAT TO PREPARE

PRODUCTION

- Please prepare one demo of around 3 minutes long. The demo must have been programmed and mixed by yourself and any recorded elements managed by you (studio collaborations are permitted). Please note, we do not expect your demo to have live recorded performances within them. Your demo can be entirely computer based. Your demo will be marked on:
 - Ability to explain your work
 - Quality of sound selection and design
 - Quality of mix and arrangement
 - Quality of recorded material (if applicable)
 - Quality of sequenced material
- If your audition booking is in person, you can bring your demo with you on the day on a USB or mobile device. If your audition booking is online via zoom, please email a link to your demo (e.g. Soundcloud, Youtube, Spotify etc) to submissions@bimm.ac.uk ahead of your interview.

If you have any questions about what to prepare please email submissions@bimm.ac.uk.

BA (HONS) PMP & PRODUCTION GUITAR

13

WHAT TO EXPECT

Interviews last around 40 minutes and are 1-1 with a BIMM assessor either in person at a BIMM campus or online on Zoom. If you opted for a Zoom audition, you will receive your joining link on the day of your audition. You will be asked some questions about yourself and will have the opportunity to ask any questions you may have about the course.

WHAT TO PREPARE

PERFORMANCE

- Please prepare one song to perform on guitar that last around 3 minutes. It can be an original or a cover and you can perform solo or to a backing track. If your audition booking is in person, there will be a guitar amp and lead for you to use on the day.
- If you are performing to a backing track, please ensure you have this available on the day, or that it is accessible through a web browser, such as YouTube.
- Please prepare to work through the following in the keys of E and A:
 - Major and minor chords in two different positions
 - Major and minor scales
 - Major and minor pentatonic scales
 - Rhythm guitar part/riff of your choice to a metronome
- You'll be asked to work through some light reading and theory exercises (page 44) during your audition. Please don't worry if you feel your theory knowledge is limited - this isn't a test, and it won't affect whether or not you're offered a place on the course.

The purpose of this is simply to help us understand where you're currently at with your music theory, so our team can support you if necessary. We're here to help you feel confident and prepared before you start your course.

WHAT TO PREPARE

PRODUCTION

- Please prepare one demo of around 3 minutes long. The demo must have been programmed and mixed by yourself and any recorded elements managed by you (studio collaborations are permitted). Please note, we do not expect your demo to have live recorded performances within them. Your demo can be entirely computer based. Your demo will be marked on:
 - Ability to explain your work
 - Quality of sound selection and design
 - Quality of mix and arrangement
 - Quality of recorded material (if applicable)
 - Quality of sequenced material
- If your audition booking is in person, you can bring your demo with you on the day on a USB or mobile device. If your audition booking is online via zoom, please email a link to your demo (e.g. Soundcloud, Youtube, Spotify etc) to submissions@bimm.ac.uk ahead of your interview.

If you have any questions about what to prepare please email submissions@bimm.ac.uk.

BA (HONS) PMP & PRODUCTION DRUMS

15

WHAT TO EXPECT

Interviews last around 40 minutes and are 1-1 with a BIMM assessor either in person at a BIMM campus or online on Zoom. If you opted for a Zoom audition, you will receive your joining link on the day of your audition. You will be asked some questions about yourself and will have the opportunity to ask any questions you may have about the course.

WHAT TO PREPARE

PERFORMANCE

- Please prepare one song to perform on Drums that last around 3 minutes. The song can be original or a cover and must be performed to a backing track. The backing track must be a drum-less version but may include a click track. If your audition booking is in person, we will provide you with a drum kit and breakables to use. If your audition is online, please video your performances and send them to submissions@bimm.ac.uk.
- If you are performing to a backing track, please ensure you have this available on the day, or that it is accessible through a web browser, such as YouTube.
- Your assessor will ask you to demonstrate the following exercises:
 - Single stroke roll (16th notes/semiquavers) - 100-160 bpm
 - Double stroke roll (16th notes/semiquavers) - 100-140 bpm
 - Paradiddle (16th notes/semiquavers) - 100-140 bpm
 - Straight pop groove with metronome at 100bpm OR shuffle groove with metronome at 80bpm
- You'll be asked to work through some light reading and theory exercises (page 44) during your audition. Please don't worry if you feel your theory knowledge is limited - this isn't a test, and it won't affect whether or not you're offered a place on the course.

The purpose of this is simply to help us understand where you're currently at with your music theory, so our team can support you if necessary. We're here to help you feel confident and prepared before you start your course.

WHAT TO PREPARE

PRODUCTION

- Please prepare one demo of around 3 minutes long. The demo must have been programmed and mixed by yourself and any recorded elements managed by you (studio collaborations are permitted). Please note, we do not expect your demo to have live recorded performances within them. Your demo can be entirely computer based. Your demo will be marked on:
 - Ability to explain your work
 - Quality of sound selection and design
 - Quality of mix and arrangement
 - Quality of recorded material (if applicable)
 - Quality of sequenced material
- If your audition booking is in person, you can bring your demo with you on the day on a USB or mobile device. If your audition booking is online via zoom, please email a link to your demo (e.g. Soundcloud, Youtube, Spotify etc) to submissions@bimm.ac.uk ahead of your interview.

If you have any questions about what to prepare please email submissions@bimm.ac.uk.

BA (HONS) PMP & PRODUCTION KEYS

17

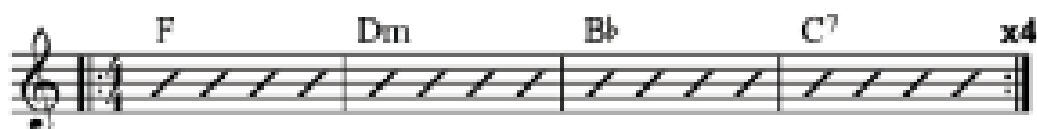
WHAT TO EXPECT

Interviews last around 40 minutes and are 1-1 with a BIMM assessor either in person at a BIMM campus or online on Zoom. If you opted for a Zoom audition, you will receive your joining link on the day of your audition. You will be asked some questions about yourself and will have the opportunity to ask any questions you may have about the course.

WHAT TO PREPARE

PERFORMANCE

- Please prepare one song to perform on Keys that last around 3 minutes. It can be an original or cover and you can perform solo or to a backing track. If your audition booking is in person we will have a keyboard available for you on the day. If you'd like to bring your own you are more than welcome to.
- If you are performing to a backing track, please ensure you have this available on the day, or that it is accessible through a web browser, such as YouTube.
- Please prepare to work through the following in the keys of E and A:
 - Major and minor scales
 - Major, minor, major 7th, minor 7th, dominant 7th chords
- Create a keyboard part for the following chord sequence, varying the part with each repeat (using different chord voicing and/or melodic lines):



- You'll be asked to work through some light reading and theory exercises (page 44) during your audition. Please don't worry if you feel your theory knowledge is limited - this isn't a test, and it won't affect whether or not you're offered a place on the course.
- The purpose of this is simply to help us understand where you're currently at with your music theory, so our team can support you if necessary. We're here to help you feel confident and prepared before you start your course.

WHAT TO PREPARE

PRODUCTION

- Please prepare one demo of around 3 minutes long. The demo must have been programmed and mixed by yourself and any recorded elements managed by you (studio collaborations are permitted). Please note, we do not expect your demo to have live recorded performances within them. Your demo can be entirely computer based. Your demo will be marked on:
 - Ability to explain your work
 - Quality of sound selection and design
 - Quality of mix and arrangement
 - Quality of recorded material (if applicable)
 - Quality of sequenced material
- If your audition booking is in person, you can bring your demo with you on the day on a USB or mobile device. If your audition booking is online via zoom, please email a link to your demo (e.g. Soundcloud, Youtube, Spotify etc) to submissions@bimm.ac.uk ahead of your interview.

If you have any questions about what to prepare please email submissions@bimm.ac.uk.

BA (HONS) PMP & PRODUCTION VOCALS

19

WHAT TO EXPECT

Interviews last around 40 minutes and are 1-1 with a BIMM assessor either in person at a BIMM campus or online on Zoom. If you opted for a Zoom audition, you will receive your joining link on the day of your audition. You will be asked some questions about yourself and will have the opportunity to ask any questions you may have about the course.

WHAT TO PREPARE

PERFORMANCE

- Please prepare one song to perform vocally that you feel comfortable with. Please prepare at least a verse and a chorus. You can either perform to a backing track or accompany yourself.
- If you are performing to a backing track, please ensure you bring this with you, or that it is available through a web browser, such as YouTube.
- Please prepare to work through some technical exercises during the audition such as:
 - Major/minor scales
 - Intervals within one octave
 - Ability to harmonise
- You'll be asked to work through some light reading and theory exercises (page 44) during your audition. Please don't worry if you feel your theory knowledge is limited - this isn't a test, and it won't affect whether or not you're offered a place on the course.

The purpose of this is simply to help us understand where you're currently at with your music theory, so our team can support you if necessary. We're here to help you feel confident and prepared before you start your course.

WHAT TO PREPARE

PRODUCTION

- Please prepare one demo of around 3 minutes long. The demo must have been programmed and mixed by yourself and any recorded elements managed by you (studio collaborations are permitted). Please note, we do not expect your demo to have live recorded performances within them. Your demo can be entirely computer based. Your demo will be marked on:
 - Ability to explain your work
 - Quality of sound selection and design
 - Quality of mix and arrangement
 - Quality of recorded material (if applicable)
 - Quality of sequenced material
- If your audition booking is in person, you can bring your demo with you on the day on a USB or mobile device. If your audition booking is online via zoom, please email a link to your demo (e.g. Soundcloud, Youtube, Spotify etc) to submissions@bimm.ac.uk ahead of your interview.

If you have any questions about what to prepare please email submissions@bimm.ac.uk.

BA (HONS) SONGWRITING & PRODUCTION

21

WHAT TO EXPECT

Interviews last around 40 minutes and are 1-1 with a BIMM assessor either in person at a BIMM campus or online on Zoom. If you opted for a Zoom audition, you will receive your joining link on the day of your audition. You will be asked some questions about yourself and will have the opportunity to ask any questions you may have about the course.

WHAT TO PREPARE

- Please prepare an original song to perform. You can accompany yourself with a live instrument or a backing track. If you are using a backing track, please ensure you were involved in the production process. If the audition is live on the day, there will be contemporary instruments available if needed. If you are performing to a backing track, please ensure you bring it on a suitable device.
- Please prepare a demo that is around 3 minutes long. The demo must have been programmed and mixed by yourself and any recorded elements managed by you (studio collaborations are permitted). Please note, we do not expect your demos to have live recorded performances within them. Your demos can be entirely computer-based. Your demos will be marked on:
 - Ability to explain your work
 - Quality of sound selection and design
 - Quality of mix and arrangement
 - Quality of recorded material (if applicable)
 - Quality of sequenced material
- Please come prepared with a track that you find inspiring. Be prepared to discuss the production techniques that you find interesting. The track can be a song, audio from a film, game or TV and should not be an original/your own work.
- You will be asked about your music, lyrics and your composition process. Please don't worry if you feel your theory knowledge is limited - this isn't a test, and it won't affect whether or not you're offered a place on the course.

- The purpose of this is simply to help us understand where you're currently at with your music theory, so our team can support you if necessary. We're here to help you feel confident and prepared before you start your course.
- You can bring your demo with you on the day on a USB or mobile device, or you can email a link to your demo (e.g. Soundcloud, Youtube, Spotify etc) to submissions@bimm.ac.uk ahead of your audition.

If you have any questions about what to prepare please email submissions@bimm.ac.uk

BMUS (HONS) PMP & SONGWRITING BASS

23

WHAT TO EXPECT

Interviews last around 40 minutes and are 1-1 with a BIMM assessor either in person at a BIMM campus or online on Zoom. If you opted for a Zoom audition, you will receive your joining link on the day of your audition. You will be asked some questions about yourself and will have the opportunity to ask any questions you may have about the course.

WHAT TO PREPARE

PERFORMANCE

- Please prepare one song to perform on Bass that last around 3 minutes. It can be an original or cover and you can perform solo or to a backing track. If your audition booking is in person, there will be a bass amp and lead for you to use on the day.
- If you are performing to a backing track, please ensure you have this available on the day, or that it is accessible through a web browser, such as YouTube.
- Please prepare to work through the following in the keys of E and A:
 - Major/minor scales
 - Bass line, riff or exercise of your choice
 - Major/minor pentatonic scales
- If the above exercises are demonstrated successfully, your assessor may ask you to demonstrate slap bass technique
- You will be asked about your music, lyrics and your composition process. Please don't worry if you feel your theory knowledge is limited - this isn't a test, and it won't affect whether or not you're offered a place on the course.

The purpose of this is simply to help us understand where you're currently at with your music theory, so our team can support you if necessary. We're here to help you feel confident and prepared before you start your course.

WHAT TO PREPARE

SONGWRITING

- Please prepare EITHER an original song to perform on the day, or bring a demo of an original song you have composed.
- If you have chosen a live performance:
 - Please prepare an original song to perform. You can accompany yourself with a live instrument or a backing track. If you are using a backing track, please ensure you were involved in the production process. If the audition is live on the day, there will be contemporary instruments available if needed. If you are performing to a backing track, please ensure you bring it on a suitable device
- If you have chosen to bring a demo:
 - Please bring a recorded Songwriting demo with you on the day. Your demo:
 - Does not have to be mastered.
 - Can be a home demo created in a DAW
 - Can be a live demo recorded and arranged in a studio
- Your performance/demo will be marked on the following:
 - Arrangement
 - Instrument Skills
 - Originality
 - Lyrics
 - Melody
 - Songcraft
 - Structure
 - Harmony
- You will be asked about your music, lyrics and your composition process.

If you have any questions about what to prepare, please email submissions@bimm.ac.uk.

BMUS (HONS) PMP & SONGWRITING GUITAR

25

WHAT TO EXPECT

Interviews last around 40 minutes and are 1-1 with a BIMM assessor either in person at a BIMM campus or online on Zoom. If you opted for a Zoom audition, you will receive your joining link on the day of your audition. You will be asked some questions about yourself and will have the opportunity to ask any questions you may have about the course.

WHAT TO PREPARE

PERFORMANCE

- Please prepare one song to perform on guitar that last around 3 minutes. It can be an original or cover and you can perform solo or to a backing track. If your audition booking is in person, we will have a guitar amp and lead for you to use on the day.
- If you are performing to a backing track, please ensure you have this available on the day, or that it is accessible through a web browser, such as YouTube.
- Please prepare to work through the following in the keys of E and A:
 - Major and minor chords in two different positions
 - Major and minor scales
 - Major and minor pentatonic scales
 - Rhythm guitar part/riff of your choice to a metronome
- You will be asked about your music, lyrics and your composition process. Please don't worry if you feel your theory knowledge is limited - this isn't a test, and it won't affect whether or not you're offered a place on the course.

The purpose of this is simply to help us understand where you're currently at with your music theory, so our team can support you if necessary. We're here to help you feel confident and prepared before you start your course.

WHAT TO PREPARE

SONGWRITING

- Please prepare EITHER an original song to perform on the day, or bring a demo of an original song you have composed.
- If you have chosen a live performance:
 - Please prepare an original song to perform. You can accompany yourself with a live instrument or a backing track. If you are using a backing track, please ensure you were involved in the production process. If the audition is live on the day, there will be contemporary instruments available if needed. If you are performing to a backing track, please ensure you bring it on a suitable device
- If you have chosen to bring a demo:
 - Please bring a recorded Songwriting demo with you on the day. Your demo:
 - Does not have to be mastered.
 - Can be a home demo created in a DAW
 - Can be a live demo recorded and arranged in a studio
- Your performance/demo will be marked on the following:
 - Arrangement
 - Instrument Skills
 - Originality
 - Lyrics
 - Melody
 - Songcraft
 - Structure
 - Harmony
- You will be asked about your music, lyrics and your composition process.

If you have any questions about what to prepare, please email submissions@bimm.ac.uk.

BMUS (HONS) PMP & SONGWRITING DRUMS

27

WHAT TO EXPECT

Interviews last around 40 minutes and are 1-1 with a BIMM assessor either in person at a BIMM campus or online on Zoom. If you opted for a Zoom audition, you will receive your joining link on the day of your audition. You will be asked some questions about yourself and will have the opportunity to ask any questions you may have about the course.

WHAT TO PREPARE

PERFORMANCE

- Please prepare one song to perform on Drums that last around 3 minutes. The song can be original or a cover and must be performed to a backing track. The backing track must be a drum-less version but may include a click track. If your audition booking is in person, we will provide you with a drum kit and breakables to use. If your audition is online, please video your performances and send them to submissions@bimm.ac.uk.
- If you are performing to a backing track, please ensure you have this available on the day, or that it is accessible through a web browser, such as YouTube.
- Your assessor will ask you to demonstrate the following exercises:
 - Single stroke roll (16th notes/semiquavers) - 100-160 bpm
 - Double stroke roll (16th notes/semiquavers) - 100-140 bpm
 - Paradiddle (16th notes/semiquavers) - 100-140 bpm
 - Straight pop groove with metronome at 100bpm OR shuffle groove with metronome at 80bpm
- You will be asked about your music, lyrics and your composition process. Please don't worry if you feel your theory knowledge is limited - this isn't a test, and it won't affect whether or not you're offered a place on the course.

The purpose of this is simply to help us understand where you're currently at with your music theory, so our team can support you if necessary. We're here to help you feel confident and prepared before you start your course.

WHAT TO PREPARE

SONGWRITING

- Please prepare EITHER an original song to perform on the day, or bring a demo of an original song you have composed.
- If you have chosen a live performance:
 - Please prepare an original song to perform. You can accompany yourself with a live instrument or a backing track. If you are using a backing track, please ensure you were involved in the production process. If the audition is live on the day, there will be contemporary instruments available if needed. If you are performing to a backing track, please ensure you bring it on a suitable device
- If you have chosen to bring a demo:
 - Please bring a recorded Songwriting demo with you on the day. Your demo:
 - Does not have to be mastered.
 - Can be a home demo created in a DAW
 - Can be a live demo recorded and arranged in a studio
- Your performance/demo will be marked on the following:
 - Arrangement
 - Instrument Skills
 - Originality
 - Lyrics
 - Melody
 - Songcraft
 - Structure
 - Harmony
- You will be asked about your music, lyrics and your composition process.

If you have any questions about what to prepare, please email submissions@bimm.ac.uk.

BMUS (HONS) PMP & SONGWRITING KEYS

29


WHAT TO EXPECT

Interviews last around 40 minutes and are 1-1 with a BIMM assessor either in person at a BIMM campus or online on Zoom. If you opted for a Zoom audition, you will receive your joining link on the day of your audition. You will be asked some questions about yourself and will have the opportunity to ask any questions you may have about the course.

WHAT TO PREPARE

PERFORMANCE

- Please prepare one song to perform on Keys that last around 3 minutes. It can be an original or cover and you can perform solo or to a backing track. If your audition booking is in person we will have a keyboard available for you on the day. If you'd like to bring your own you are more than welcome to.
- If you are performing to a backing track, please ensure you have this available on the day, or that it is accessible through a web browser, such as YouTube.
- Please prepare to work through the following in the keys of E and A:
 - Major and minor scales
 - Major, minor, major 7th, minor 7th, dominant 7th chords
- Create a keyboard part for the following chord sequence, varying the part with each repeat (using different chord voicing and/or melodic lines):



- You will be asked about your music, lyrics and your composition process. Please don't worry if you feel your theory knowledge is limited - this isn't a test, and it won't affect whether or not you're offered a place on the course.

The purpose of this is simply to help us understand where you're currently at with your music theory, so our team can support you if necessary. We're here to help you feel confident and prepared before you start your course.

WHAT TO PREPARE

SONGWRITING

- Please prepare EITHER an original song to perform on the day, or bring a demo of an original song you have composed.
- If you have chosen a live performance:
 - Please prepare an original song to perform. You can accompany yourself with a live instrument or a backing track. If you are using a backing track, please ensure you were involved in the production process. If the audition is live on the day, there will be contemporary instruments available if needed. If you are performing to a backing track, please ensure you bring it on a suitable device
- If you have chosen to bring a demo:
 - Please bring a recorded Songwriting demo with you on the day. Your demo:
 - Does not have to be mastered.
 - Can be a home demo created in a DAW
 - Can be a live demo recorded and arranged in a studio
- Your performance/demo will be marked on the following:
 - Arrangement
 - Instrument Skills
 - Originality
 - Lyrics
 - Melody
 - Songcraft
 - Structure
 - Harmony
- You will be asked about your music, lyrics and your composition process.

If you have any questions about what to prepare, please email submissions@bimm.ac.uk.

BMUS (HONS) PMP & SONGWRITING VOCALS

31

WHAT TO EXPECT

Interviews last around 40 minutes and are 1-1 with a BIMM assessor either in person at a BIMM campus or online on Zoom. If you opted for a Zoom audition, you will receive your joining link on the day of your audition. You will be asked some questions about yourself and will have the opportunity to ask any questions you may have about the course.

WHAT TO PREPARE

PERFORMANCE

- Please prepare one song to perform vocally that you feel comfortable with. Please prepare at least a verse and a chorus and you can either perform to a backing track or accompany yourself.
- If you are performing to a backing track, please ensure you bring this with you, or that it is available through a web browser, such as YouTube.
- Please prepare to work through the following in the keys of E and A:
 - Major/minor scales
 - Intervals within one octave
 - Ability to harmonise
- You will be asked about your music, lyrics and your composition process. Please don't worry if you feel your theory knowledge is limited - this isn't a test, and it won't affect whether or not you're offered a place on the course.

The purpose of this is simply to help us understand where you're currently at with your music theory, so our team can support you if necessary. We're here to help you feel confident and prepared before you start your course.

WHAT TO PREPARE

SONGWRITING

- Please prepare EITHER an original song to perform on the day, or bring a demo of an original song you have composed.
- If you have chosen a live performance:
 - Please prepare an original song to perform. You can accompany yourself with a live instrument or a backing track. If you are using a backing track, please ensure you were involved in the production process. If the audition is live on the day, there will be contemporary instruments available if needed. If you are performing to a backing track, please ensure you bring it on a suitable device
- If you have chosen to bring a demo:
 - Please bring a recorded Songwriting demo with you on the day. Your demo:
 - Does not have to be mastered.
 - Can be a home demo created in a DAW
 - Can be a live demo recorded and arranged in a studio
- Your performance/demo will be marked on the following:
 - Arrangement
 - Instrument Skills
 - Originality
 - Lyrics
 - Melody
 - Songcraft
 - Structure
 - Harmony
- You will be asked about your music, lyrics and your composition process.

If you have any questions about what to prepare, please email submissions@bimm.ac.uk.

WHAT TO EXPECT

Interviews last around 40 minutes and are 1-1 with a BIMM assessor either in person at a BIMM campus or online on Zoom. If you opted for a Zoom audition, you will receive your joining link on the day of your audition. You will be asked some questions about yourself and will have the opportunity to ask any questions you may have about the course.

WHAT TO PREPARE

- Please prepare a song to perform on bass that you feel comfortable with that lasts around 3 minutes. It can be an original or cover and you can perform solo or to a backing track. We will have a bass amp and lead for you to use on the day.
- If you are performing to a backing track, please ensure you bring this with you, or that it is available through a web browser, such as YouTube.
- Please prepare to work through the following in the keys of E and A:
 - Major/minor scales
 - Bass line, riff or exercise of your choice
 - Major/minor pentatonic scales
- If the above exercises are demonstrated successfully, your assessor may ask you to demonstrate slap bass technique
- Please bring a demo of an original song you have composed using a DAW. Your demo:
 - Does not have to be mastered.
 - Should be different to the song you will perform live in the audition
- Your demo will be marked on the following:
 - Recorded material
 - Sequenced Material
 - Mix and arrangement
 - Ability to explain your work
 - Melody
 - Songcraft
 - Lyrics

- You can bring your demo with you on the day on a USB or mobile device, or you can email link to your demo (e.g. Soundcloud, Youtube, Spotify etc) to submissions@bimm.ac.uk ahead of your audition.
- You'll be asked to work through some light reading and theory exercises (page 44) during your audition. Please don't worry if you feel your theory knowledge is limited - this isn't a test, and it won't affect whether or not you're offered a place on the course.
- While there is nothing specific to prepare or submit ahead of your audition related to the music business element of the BA Music course, you will be asked some questions about this in your audition. You should spend some time thinking about the following:
 - What do you find attractive about the business aspect of the BA Music Course
 - Have you done any work experience? What was your key learning from it?
 - What business related and event managements skills do you have?

The purpose of this is simply to help us understand where you're currently at with your music theory, so our team can support you if necessary. We're here to help you feel confident and prepared before you start your course.

If you have any questions about what to prepare, please email submissions@bimm.ac.uk.

WHAT TO EXPECT

Interviews last around 40 minutes and are 1-1 with a BIMM assessor either in person at a BIMM campus or online on Zoom. If you opted for a Zoom audition, you will receive your joining link on the day of your audition. You will be asked some questions about yourself and will have the opportunity to ask any questions you may have about the course.

WHAT TO PREPARE

- Please prepare a song to perform on guitar that you feel comfortable with that lasts around 3 minutes. It can be an original or cover and you can perform solo or to a backing track. We will have a guitar amp and lead for you to use on the day.
- If you are performing to a backing track, please ensure you bring this with you, or that it is available through a web browser, such as YouTube.
- Please prepare to work through the following in the keys of E and A:
 - Major and minor chords in two positions
 - Major and minor scales
 - Major and minor pentatonic scales
 - Rhythm guitar part/riff of your choice to a metronome
- Please bring a demo of an original song you have composed using a DAW. Your demo:
 - Does not have to be mastered.
 - Should be different to the song you will perform live in the audition
- Your demo will be marked on the following:
 - Recorded material
 - Sequenced Material
 - Mix and arrangement
 - Ability to explain your work
 - Melody
 - Songcraft
 - Lyrics

- You can bring your demo with you on the day on a USB or mobile device, or you can email link to your demo (e.g. Soundcloud, Youtube, Spotify etc) to submissions@bimm.ac.uk ahead of your audition.
- You'll be asked to work through some light reading and theory exercises (page 44) during your audition. Please don't worry if you feel your theory knowledge is limited - this isn't a test, and it won't affect whether or not you're offered a place on the course.

The purpose of this is simply to help us understand where you're currently at with your music theory, so our team can support you if necessary. We're here to help you feel confident and prepared before you start your course.

If you have any questions about what to prepare, please email submissions@bimm.ac.uk.

WHAT TO EXPECT

Interviews last around 40 minutes and are 1-1 with a BIMM assessor either in person at a BIMM campus or online on Zoom. If you opted for a Zoom audition, you will receive your joining link on the day of your audition. You will be asked some questions about yourself and will have the opportunity to ask any questions you may have about the course.

WHAT TO PREPARE

- Please prepare a song to perform on drums that you feel comfortable with that lasts around 3 minutes. It can be an original or cover. Performance to a backing track is preferred. The backing track must be a “drum-less” version but may include a click track. We will provide you with a drum kit and breakables to use in your audition.
- If you are performing to a backing track, please ensure you bring this with you, or that it is available through a web browser, such as YouTube.
- Your assessor will ask you to demonstrate the following exercises:
 - Single stroke roll (16th notes/semiquavers) - 100-160bpm
 - Double stroke roll (16th notes/semiquavers) - 100-140bpm
 - Paradiddle (16th notes/semiquavers) - 100-140bpm
 - Straight pop groove with metronome at 100bpm OR shuffle groove with metronome at 80bpm
- Please bring a demo of an original song you have composed using a DAW. Your demo:
 - Does not have to be mastered.
 - Should be different to the song you will perform live in the audition
- Your demo will be marked on the following:
 - Recorded material
 - Sequenced Material
 - Mix and arrangement
 - Ability to explain your work
 - Melody
 - Songcraft
 - Lyrics

- You can bring your demo with you on the day on a USB or mobile device, or you can email link to your demo (e.g. Soundcloud, Youtube, Spotify etc) to submissions@bimm.ac.uk ahead of your audition.
- You'll be asked to work through some light reading and theory exercises (page 44) during your audition. Please don't worry if you feel your theory knowledge is limited - this isn't a test, and it won't affect whether or not you're offered a place on the course.

The purpose of this is simply to help us understand where you're currently at with your music theory, so our team can support you if necessary. We're here to help you feel confident and prepared before you start your course.

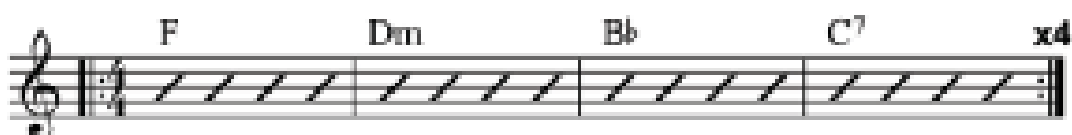
If you have any questions about what to prepare, please email submissions@bimm.ac.uk.

WHAT TO EXPECT

Interviews last around 40 minutes and are 1-1 with a BIMM assessor either in person at a BIMM campus or online on Zoom. If you opted for a Zoom audition, you will receive your joining link on the day of your audition. You will be asked some questions about yourself and will have the opportunity to ask any questions you may have about the course.

WHAT TO PREPARE

- Please prepare a song to perform on Keys that you feel comfortable with that lasts around 3 minutes. It can be an original or cover and you can perform solo or to a backing track. We will have a keyboard available for you on the day. If you would like to bring your own you are more than welcome to.
- If you are performing to a backing track, please ensure you bring this with you, or that it is available through a web browser, such as YouTube.
- Please prepare to work through the following in the keys of E and A:
 - Major and minor scales
 - Major, minor, major 7th, minor 7th, dominant 7th chords
- Create a keyboard part for the following chord sequence, varying the part with each repeat (using different chord voicing and/or melodic lines):



- Please bring a demo of an original song you have composed using a DAW. Your demo:
 - Does not have to be mastered.
 - Should be different to the song you will perform live in the audition
- Your demo will be marked on the following:
 - Recorded material
 - Sequenced Material
 - Mix and arrangement
 - Ability to explain your work
 - Melody
 - Songcraft
 - Lyrics
- You can bring your demo with you on the day on a USB or mobile device, or you can email link to your demo (e.g. Soundcloud, Youtube, Spotify etc) to submissions@bimm.ac.uk ahead of your audition.
- You'll be asked to work through some light reading and theory exercises (page 44) during your audition. Please don't worry if you feel your theory knowledge is limited - this isn't a test, and it won't affect whether or not you're offered a place on the course.

The purpose of this is simply to help us understand where you're currently at with your music theory, so our team can support you if necessary. We're here to help you feel confident and prepared before you start your course.

If you have any questions about what to prepare please email submissions@bimm.ac.uk

WHAT TO EXPECT

Interviews last around 40 minutes and are 1-1 with a BIMM assessor either in person at a BIMM campus or online on Zoom. If you opted for a Zoom audition, you will receive your joining link on the day of your audition. You will be asked some questions about yourself and will have the opportunity to ask any questions you may have about the course.

WHAT TO PREPARE

- Please prepare a song to perform vocally that you feel comfortable with that lasts around 3 minutes. It can be an original or cover and you can perform solo or to a backing track.
- If you are performing to a backing track, please ensure you bring this with you, or that it is available through a web browser, such as YouTube.
- Please prepare to work through some technical exercises during the audition such as:
 - Major and minor scales
 - Intervals within one octave
 - Ability to harmonise
- Please bring a demo of an original song you have composed using a DAW. Your demo:
 - Does not have to be mastered.
 - Should be different to the song you will perform live in the audition
- Your demo will be marked on the following:
 - Recorded material
 - Sequenced Material
 - Mix and arrangement
 - Ability to explain your work
 - Melody
 - Songcraft
 - Lyrics

You can bring your demo with you on the day on a USB or mobile device, or you can email link to your demo (e.g. Soundcloud, Youtube, Spotify etc) to submissions@bimm.ac.uk ahead of your audition.

- You'll be asked to work through some light reading and theory exercises (page 44) during your audition. Please don't worry if you feel your theory knowledge is limited - this isn't a test, and it won't affect whether or not you're offered a place on the course.

The purpose of this is simply to help us understand where you're currently at with your music theory, so our team can support you if necessary. We're here to help you feel confident and prepared before you start your course.

If you have any questions about what to prepare please email submissions@bimm.ac.uk.

BA (HONS) MUSIC BUSINESS, EVENTS AND MEDIA

43

WHAT TO EXPECT

Interviews last around 40 minutes and are 1-1 with a BIMM assessor either in person at a BIMM campus or online on Zoom. If you opted for a Zoom audition, you will receive your joining link on the day of your audition. You will be asked some questions about yourself and will have the opportunity to ask any questions you may have about the course.

WHAT TO PREPARE

While there is nothing specific to prepare or submit ahead of your interview, you should spend some time thinking about the following:

- What particularly draws you into studying Music Business, Events and Media?
- Have you done any work experience? What was your key learning from it?
- Do you have any examples of events you've organised (they don't necessarily have to be music focussed)
- What business related skills do you have?
- What project or events management skills do you have?
- Do you work with social media and how? What platforms do you use and why?
- Which skills are you keen to develop whilst at BIMM?

The interview will be conversational in style, so please do feel free to ask your assessor about the course, teaching style, life at BIMM and any other burning questions.

If you have any questions about your interview please email submissions@bimm.ac.uk

Exercises are multi-purpose; either for applicants to study and play/sing/clap, or for elements from the examples to be selected by the assessor and identified/explained by the applicant.

Ex.1

Musical notation for Example 1, showing a single staff with a treble clef, a key signature of one sharp (F#), and a time signature of 4/4. The melody consists of two measures. The first measure contains four eighth notes: F#4, G4, A4, and B4. The second measure contains a quarter rest followed by three eighth notes: C5, B4, and A4. The piece ends with a double bar line.

Ex.2

Musical notation for Example 2, showing a melody in G major, 4/4 time. The melody consists of the following notes: G4 (half), A4 (quarter), B4 (quarter), C5 (quarter), D5 (half), E5 (half), F#5 (quarter), G5 (half), F#5 (half), E5 (quarter), D5 (half), C5 (half), B4 (quarter), A4 (half), G4 (half), F#4 (quarter), E4 (half), D4 (half), C4 (quarter), B3 (half), A3 (half), G3 (quarter), F#3 (half), E3 (half), D3 (quarter). The melody ends with a double bar line.

Ex. 1

Am C F Dm7

[illegible]

Ex.1



C Am G Am G Em

Ex.2

mp

Ex.1

Ex.2 

Ex.1 

Ex.2

